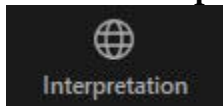


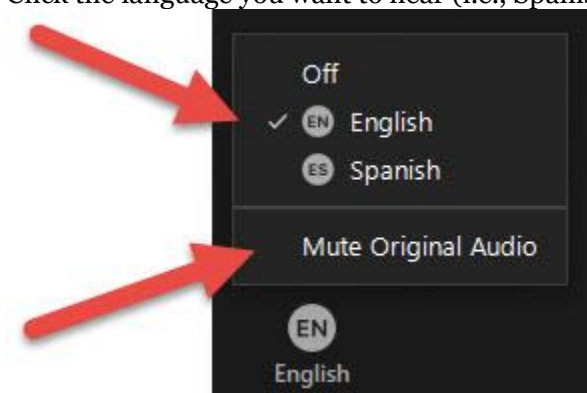
Attending Zoom Session with Language Interpretation

On a Computer:

1. Click the **Interpretation globe** icon at the bottom of the screen.



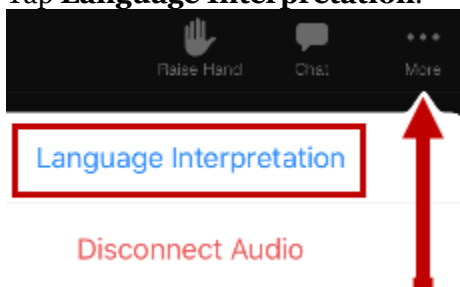
2. Click the language you want to hear (i.e., Spanish).



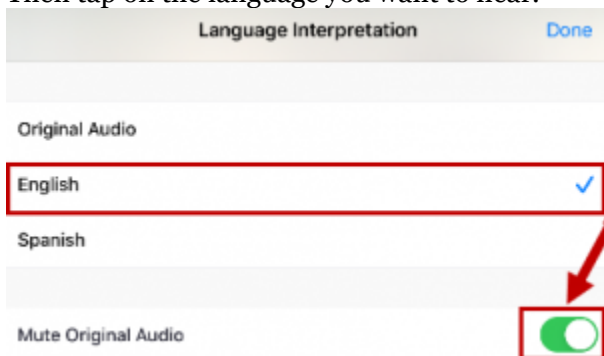
3. Click **"Mute Original Audio"** to silence all other languages.

On a Smart Phone or Tablet:

1. Tap the ... (ellipses) **More** button.
2. Tap **Language Interpretation**.



3. Then tap on the language you want to hear.



4. Tap the slider to **"Mute Original Audio"** to silence all other languages.